

## Elementi rettilinei altezza 100 mm

Tabella di scelta

### ELEMENTI RETTILINEI ZINCATI SENDZIMIR

Lunghezza	Sezione (mm)	Basi			Lunghezza	Coperchi	
		Chiuse lisce	Chiuse imbutite	Forate imbutite		Lisci	Imbutiti
3 metri	100x100	31C3D100Z 3400 30		31F3D100Z 3400 68	3 metri	31L39100Z 3401 71	
	150x100	31C3D150Z 3400 31		31F3D150Z 3400 69		31L39150Z 3401 72	
	200x100	31C3D200Z 3400 32		31F3D200Z 3400 70		31L39200Z 3401 73	
	300x100	31C3D300Z 3400 33		31F3D300Z 3400 71		31L39300Z 3401 74	
	400x100		31K3D400Z 3400 92	31F3D400Z 3400 72			31I39400Z 3401 54
	500x100		31K3D500Z 3400 93	31F3D500Z 3400 73			31I39500Z 3401 55
	600x100		31K3D600Z 3401 06	31F3D600Z 3401 07			31I39600Z 3401 56

### ELEMENTI RETTILINEI ZINCATI A CALDO DOPO LAVORAZIONE\*\*

3 metri	100x100	31K3D100C 3420 88	31F3D100C 3420 68	3 metri	31L39100C 3421 71	
	150x100	31K3D150C 3420 89	31F3D150C 3420 69		31L39150C 3421 72	
	200x100	31K3D200C 3420 90	31F3D200C 3420 70			31I39200C 3421 52
	300x100	31K3D300C 3420 91	31F3D300C 3420 71			31I39300C 3421 53
	400x100	31K3D400C 3420 92	31F3D400C 3420 72			31I39400C 3421 54
	500x100	31K3D500C 3420 93	31F3D500C 3420 73			31I39500C 3421 55
	600x100	31K3D600C 3421 07	31F3D600C 3421 06			31I39600C 3421 56

\*\* Coperchi forniti senza bozze di terra

### ELEMENTI RETTILINEI SMALTATI BLU GAMMA-P

Lunghezza	Sezione (mm)	Basi			Lunghezza	Coperchi	
		Chiuse lisce	Chiuse imbutite	Forate imbutite		Lisci	Imbutiti
3 metri	100x100	31C3D100G 3440 30		31F3D100G 3440 68	3 metri	31L39100G 3444 71	
	150x100	31C3D150G 3440 31		31F3D150G 3440 69		31L39150G 3444 72	
	200x100	31C3D200G 3440 32		31F3D200G 3440 70		31L39200G 3444 73	
	300x100	31C3D300G 3440 33		31F3D300G 3440 71		31L39300G 3444 74	
	400x100		31K3D400G 3440 92	31F3D400G 3440 72			31I39400G 3441 54
	500x100		31K3D500G 3440 93	31F3D500G 3440 73			31I39500G 3441 55



**Kit di messa a terra  
31X99X999**

Pag. 231



**Clip di fissaggio  
coperchi 31X99X999**

Pag. 231



**Bullone testa tonda  
con quadro sottotesta  
03V1M610Z**

Pag. 231










**Cerniera  
31X99X999**

Pag. 231










Legenda finiture: Z=Acciaio zincato sendzimir - G=Acciaio smaltato blu Gamma-P - C=Acciaio zincato a caldo dopo lavorazione - F=Acciaio smaltato grigio RAL 7035

**Accessori completi di coperchio altezza 100 mm**

Tabella di scelta









		CURVE						
Larghezza (mm)	Piane 90°	Piane 45°	In salita 90°	In salita 45°	In discesa 90°	In discesa 45°	In salita destra	
	 Pag. 198	 Pag. 200	 Pag. 202	 Pag. 204	 Pag. 206	 Pag. 208	 Pag. 217	
100x100	31AID100Z 3403 47	31AJD100Z 3403 77	31AMD100Z 3404 33	31AND100Z 3404 62	31APD100Z 3404 92	31AQD100Z 3405 21	31AGD100Z 3402 66	
	31AID100C 3423 47	31AJD100C 3423 77	31AMD100C 3424 33	31AND100C 3424 62	31APD100C 3424 92	31AQD100C 3425 21	31AGD100C 3422 66	
	31AID100G 3443 47	31AJD100G 3443 77	31AMD100G 3454 33	31AND100G 3444 62	31APD100G 3444 92	31AQD100G 3445 21	31AGD100G 3442 66	
150x100	31AID150Z 3403 48	31AJD150Z 3403 78	31AMD150Z 3404 34	31AND150Z 3404 63	31APD150Z 3404 93	31AQD150Z 3405 22	31AGD150Z 3402 67	
	31AID150C 3423 48	31AJD150C 3423 78	31AMD150C 3424 34	31AND150C 3424 63	31APD150C 3424 93	31AQD150C 3425 22	31AGD150C 3422 67	
	31AID150G 3443 48	31AJD150G 3443 78	31AMD150G 3444 34	31AND150G 3444 63	31APD150G 3444 93	31AQD150G 3445 22	31AGD150G 3442 67	
200x100	31AID200Z 3403 49	31AJD200Z 3403 79	31AMD200Z 3404 35	31AND200Z 3404 64	31APD200Z 3404 94	31AQD200Z 3405 23	31AGD200Z 3402 68	
	31AID200C 3423 49	31AJD200C 3423 79	31AMD200C 3424 35	31AND200C 3424 64	31APD200C 3424 94	31AQD200C 3425 23	31AGD200C 3422 68	
	31AID200G 3443 49	31AJD200G 3443 79	31AMD200G 3444 35	31AND200G 3444 64	31APD200G 3444 94	31AQD200G 3445 23	31AGD200G 3442 68	
300x100	31AID300Z 3403 50	31AJD300Z 3403 80	31AMD300Z 3404 36	31AND300Z 3404 65	31APD300Z 3404 95	31AQD300Z 3405 24	31AGD300Z 3402 69	
	31AID300C 3423 50	31AJD300C 3423 80	31AMD300C 3424 36	31AND300C 3424 65	31APD300C 3424 95	31AQD300C 3425 24	31AGD300C 3422 69	
	31AID300G 3443 50	31AJD300G 3443 80	31AMD300G 3444 36	31AND300G 3444 65	31APD300G 3444 95	31AQD300G 3445 24	31AGD300G 3442 69	
400x100	31AID400Z 3403 51	31AJD400Z 3403 81	31AMD400Z 3404 37	31AND400Z 3404 66	31APD400Z 3404 96	31AQD400Z 3405 25	31AGD400Z 3402 70	
	31AID400C 3423 51	31AJD400C 3423 81	31AMD400C 3424 37	31AND400C 3424 66	31APD400C 3424 96	31AQD400C 3425 25	31AGD400C 3422 70	
	31AID400G 3443 51	31AJD400G 3443 81	31AMD400G 3444 37	31AND400G 3444 66	31APD400G 3444 96	31AQD400G 3445 25	31AGD400G 3442 70	
500x100	31AID500Z 3403 52	31AJD500Z 3403 82	31AMD500Z 3404 38	31AND500Z 3404 67	31APD500Z 3404 97	31AQD500Z 3405 26	31AGD500Z 3402 71	
	31AID500C 3423 52	31AJD500C 3423 82	31AMD500C 3424 38	31AND500C 3424 67	31APD500C 3424 97	31AQD500C 3425 26	31AGD500C 3422 71	
	31AID500G 3443 52	31AJD500G 3443 82	31AMD500G 3444 38	31AND500G 3444 67	31APD500G 3444 97	31AQD500G 3445 26	31AGD500G 3442 71	
600x100	31AID600Z 3407 29	31AJD600Z 3407 30	31AMD600Z 3407 31	31AND600Z 3407 32	31APD600Z 3407 33	31AQD500Z 3407 34		
	31AID600C 3427 29	31AJD600C 3427 30	31AMD600C 3427 31	31AND600C 3427 32	31APD600C 3427 33	31AQD600C 3427 34		

Legenda finiture: Z=Acciaio zincato sendzimir - G=Acciaio smaltato blu Gamma-P - C=Acciaio zincato a caldo dopo lavorazione - F=Acciaio smaltato grigio RAL 7035

CURVE CON VARIAZIONI DI PIANO			DERIVAZIONI				INCROCI		
In salita sinistra	In discesa destra	In discesa sinistra	Piane a T	Verticale a T in discesa	Verticale a T in discesa con V/P	Verticale a T in salita con V/P	Piani	Verticali con V/P	
 Pag. 216	 Pag. 215	 Pag. 214	 Pag. 210	 Pag. 218	 Pag. 219	 Pag. 220	 Pag. 212	 Pag. 221	
31AFD100Z 3402 44	31AZD100Z 3407 22	31AYD100Z 3407 00	31ASD100Z 3405 82	31AWD100Z 3406 56	31AXD100Z 3406 78	31ADD100Z 3402 16	31ATD100Z 3406 12	31AKD100Z 3403 98	
31AFD100C 3422 44	31AZD100C 3427 22	31AYD100C 3423 00	31ASD100C 3425 82	31AWD100C 3426 56	31AXD100C 3426 78	31ADD100C 3422 16	31ATD100C 3426 12	31AKD100C 3423 98	
31AFD100G 3442 44	31AZD100G 3447 22	31AYD100G 3443 00	31ASD100G 3445 82	31AWD100G 3446 56	31AXD100G 3446 78	31ADD100G 3442 16	31ATD100G 3446 12	31AKD100G 3443 98	
31AFD150Z 3402 45	31AZD150Z 3407 23	31AYD150Z 3407 01	31ASD150Z 3405 83	31AWD150Z 3406 57	31AXD150Z 3406 79	31ADD150Z 3402 17	31ATD150Z 3406 13	31AKD150Z 3403 99	
31AFD150C 3422 45	31AZD150C 3427 23	31AYD150C 3427 01	31ASD150C 3425 83	31AWD150C 3426 57	31AXD150C 3426 79	31ADD150C 3422 17	31ATD150C 3426 13	31AKD150C 3423 99	
31AFD150G 3442 45	31AZD150G 3447 23	31AYD150G 3447 01	31ASD150G 3445 83	31AWD150G 3446 57	31AXD150G 3446 79	31ADD150G 3442 17	31ATD150G 3446 13	31AKD150G 3443 99	
31AFD200Z 3402 46	31AZD200Z 3407 24	31AYD200Z 3407 02	31ASD200Z 3405 84	31AWD200Z 3406 58	31AXD200Z 3406 80	31ADD200Z 3402 18	31ATD200Z 3406 14	31AKD200Z 3404 00	
31AFD200C 3422 46	31AZD200C 3427 24	31AYD200C 3427 02	31ASD200C 3425 84	31AWD200C 3426 58	31AXD200C 3426 80	31ADD200C 3422 18	31ATD200C 3426 14	31AKD200C 3424 00	
31AFD200G 3442 46	31AZD200G 3447 24	31AYD200G 3447 02	31ASD200G 3445 84	31AWD200G 3446 58	31AXD200G 3446 80	31ADD200G 3442 18	31ATD200G 3446 14	31AKD200G 3444 00	
31AFD300Z 3402 47	31AZD300Z 3407 25	31AYD300Z 3407 03	31ASD300Z 3405 85	31AWD300Z 3406 59	31AXD300Z 3406 81	31ADD300Z 3402 19	31ATD300Z 3406 15	31AKD300Z 3404 01	
31AFD300C 3422 47	31AZD300C 3427 25	31AYD300C 3427 03	31ASD300C 34235 85	31AWD300C 3426 59	31AXD300C 3426 81	31ADD300C 3422 19	31ATD300C 3426 15	31AKD300C 3424 01	
31AFD300G 3442 47	31AZD300G 3447 25	31AYD300G 3447 03	31ASD300G 3445 85	31AWD300G 3446 59	31AXD300G 3446 81	31ADD300G 3442 19	31ATD300G 3446 15	31AKD300G 3444 01	
31AFD400Z 3402 48	31AZD400Z 3407 26	31AYD400Z 3407 04	31ASD400Z 3405 86	31AWD400Z 3406 60	31AXD400Z 3406 82	31ADD400Z 3402 20	31ATD400Z 3406 16	31AKD400Z 3404 02	
31AFD400C 3422 48	31AZD400C 3427 26	31AYD400C 3427 04	31ASD400C 3425 86	31AWD400C 3426 60	31AXD400C 3426 82	31ADD400C 3422 20	31ATD400C 3426 16	31AKD400C 3424 02	
31AFD400G 3442 48	31AZD400G 3447 26	31AYD400G 3447 04	31ASD400G 3445 86	31AWD400G 3446 60	31AXD400G 3446 82	31ADD400G 3442 20	31ATD400G 3446 16	31AKD400G 3444 02	
31AFD500Z 3402 49	31AZD500Z 3407 27	31AYD500Z 3407 05	31ASD500Z 3405 87	31AWD500Z 3406 61	31AXD500Z 3406 83	31ADD500Z 3402 21	31ATD500Z 3406 17	31AKD500Z 3404 03	
31AFD500C 3422 49	31AZD500C 3427 27	31AYD500C 3427 05	31ASD500C 3425 87	31AWD500C 3426 61	31AXD500C 3426 83	31ADD500C 3422 21	31ATD500C 3426 17	31AKD500C 3424 03	
31AFD500G 3442 49	31AZD500G 3447 27	31AYD500G 3447 05	31ASD500G 3445 87	31AWD500G 3446 61	31AXD500G 3446 83	31ADD500G 3442 21	31ATD500G 3443 17	31AKD500G 3444 03	
			31ASD600Z 3407 35				31ATD600Z 3407 36		
			31ASD600C 3427 35				31ATD600C 3427 36		

**Accessori solo base altezza 100 mm**

Tabella di scelta

Sezione (mm)	CURVE						DERIVAZIONI	INCROCI
	Piane 90°	Piane 45°	In salita 90°	In salita 45°	In discesa 90°	In discesa 45°	Piane a T	Piani
								
	Pag. 199	Pag. 201	Pag. 203	Pag. 205	Pag. 207	Pag. 209	Pag. 211	Pag. 213
<b>100x100</b>	31BID100Z 3409 30	31BJD100Z 3409 60	31BMD100Z 3409 95	31BND100Z 3410 24	31BPD100Z 3410 54	31BQD100Z 3410 83	31BSD100Z 3411 19	31BTD100Z 3411 49
	31BID100C 3429 30	31BJD100C 3429 60	31BMD100C 3429 95	31BND100C 3430 24	31BPD100C 3430 54	31BQD100C 3430 83	31BSD100C 3431 19	31BTD100C 3431 49
	31BID100G 3449 30	31BJD100G 3449 60	31BMD100G 3449 95	31BND100G 3450 24	31BPD100G 3450 54	31BQD100G 3450 83	31BSD100G 3451 19	31BTD100G 3451 49
<b>150x100</b>	31BID150Z 3409 31	31BJD150Z 3409 61	31BMD150Z 3409 96	31BND150Z 3410 25	31BPD150Z 3410 55	31BQD150Z 3410 84	31BSD150Z 3411 20	31BTD150Z 3411 50
	31BID150C 3429 31	31BJD150C 3429 61	31BMD150C 3429 96	31BND150C 3430 25	31BPD150C 3430 55	31BQD150C 3430 84	31BSD150C 3431 20	31BTD150C 3431 50
	31BID150G 3449 31	31BJD150G 3449 61	31BMD150G 3449 96	31BND150G 3450 25	31BPD150G 3450 55	31BQD150G 3450 84	31BSD150G 3451 20	31BTD150G 3451 50
<b>200x100</b>	31BID200Z 3409 32	31BJD200Z 3409 62	31BMD200Z 3409 97	31BND200Z 3410 26	31BPD200Z 3410 56	31BQD200Z 3410 85	31BSD200Z 3411 21	31BTD200Z 3411 51
	31BID200C 3429 32	31BJD200C 3429 62	31BMD200C 3429 97	31BND200C 3430 26	31BPD200C 3430 56	31BQD200C 3430 85	31BSD200C 3431 21	31BTD200C 3431 51
	31BID200G 3449 32	31BJD200G 3449 62	31BMD200G 3449 97	31BND200G 3450 26	31BPD200G 3450 56	31BQD200G 3450 85	31BSD200G 3451 21	31BTD200G 3451 51
<b>300x100</b>	31BID300Z 3409 33	31BJD300Z 3409 63	31BMD300Z 3409 98	31BND300Z 3410 27	31BPD300Z 3410 57	31BQD300Z 3410 86	31BSD300Z 3411 22	31BTD300Z 3411 52
	31BID300C 3429 33	31BJD300C 3429 63	31BMD300C 3429 98	31BND300C 3430 27	31BPD300C 3430 57	31BQD300C 3430 86	31BSD300C 3431 22	31BTD300C 3431 52
	31BID300G 3449 33	31BJD300G 3449 63	31BMD300G 3449 98	31BND300G 3450 27	31BPD300G 3450 57	31BQD300G 3450 86	31BSD300G 3451 22	31BTD300G 3451 52
<b>400x100</b>	31BID400Z 3409 34	31BJD400Z 3409 64	31BMD400Z 3409 99	31BND400Z 3410 28	31BPD400Z 3410 58	31BQD400Z 3410 87	31BSD400Z 3411 23	31BTD400Z 3411 53
	31BID400C 3429 34	31BJD400C 3429 64	31BMD400C 3429 99	31BND400C 3430 28	31BPD400C 3430 58	31BQD400C 3430 87	31BSD400C 3431 23	31BTD400C 3431 53
	31BID400G 3449 34	31BJD400G 3449 64	31BMD400G 3449 99	31BND400G 3450 28	31BPD400G 3450 58	31BQD400G 3450 87	31BSD400G 3451 23	31BTD400G 3451 53
<b>500x100</b>	31BID500Z 3409 35	31BJD500Z 3409 65	31BMD500Z 3410 00	31BND500Z 3410 29	31BPD500Z 3410 59	31BQD500Z 3410 88	31BSD500Z 3411 24	31BTD500Z 3411 54
	31BID500C 3429 35	31BJD500C 3429 65	31BMD500C 3430 00	31BND500C 3430 29	31BPD500C 3430 59	31BQD500C 3430 88	31BSD500C 3431 24	31BTD500C 3431 54
	31BID500G 3449 35	31BJD500G 3449 65	31BMD500G 3450 00	31BND500G 3450 29	31BPD500G 3450 59	31BQD500G 3450 88	31BSD500G 3451 24	31BTD500G 3451 54

Legenda finiture: Z=Acciaio zincato sendzimir - G=Acciaio smaltato blu Gamma-P - C=Acciaio zincato a caldo dopo lavorazione - F=Acciaio smaltato grigio RAL 7035